

2020 Rules of Golf Webinar

~First Edition~

Sean Murphy

Manager, Championship Operations

Nick Roden

Championship Coordinator



Rules of Golf Webinars

1. Digital Learning and Online Resources
2. Rules Every Golfer (and Official) Should Know
3. R&P Exam Review
4. Take Home Questions

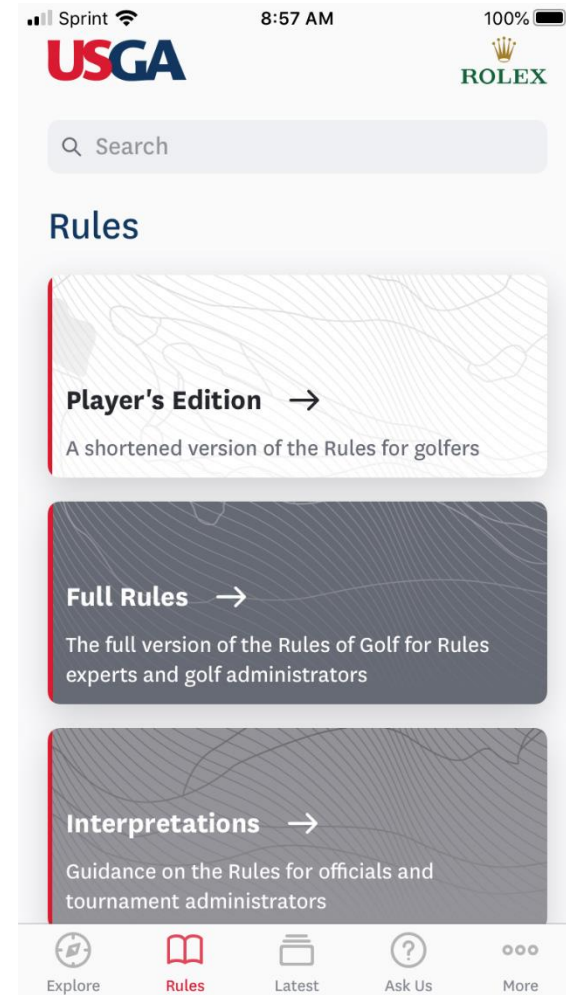


Digital Learning

Like the rest of the world, the Rules of Golf are evolving more rapidly than ever...

The Rules of Golf Book itself is no longer the best resource to learn the Rules...

The best resources are now online!



USGA Online Resources



CHAMPIONSHIPS VIDEO PLAYING ADVANCING CELEBRATING GIVING TICKETS SHOP



Explore the Rules



The Rules of Golf

Explore the Player's Edition, Full Rules, and Official Guide.



Major Rules Changes

Explore the major changes introduced in the 2019 Rules.



Rules Publications

Order the Player's Edition, Full Rules and/or the Official Guide.



Rules Clarifications

View a list of clarifications of the 2019 Rules of Golf.



Modified Rules

Learn more about how the Rules apply to players with disabilities.

USGA.org provides numerous ways to explore the Rules of Golf...



USGA Online Resources



CHAMPIONSHIPS VIDEO PLAYING ADVANCING CELEBRATING GIVING TICKETS SHOP



Learn the Rules



Rules Education

Explore resources to learn more about golf's new Rules.



Ask a Rules Question

Contact our Rules experts by phone or email.



Rules Resources

Infographics, charts and papers related to golf's new Rules.



Rules Topic Overviews

Learn more with concise topic overviews and curated content.



Rules Workshops

Register to attend a PGA/USGA Rules of Golf Workshop.

These online resources at USGA.org offer printable materials and other educational items that can be shared with your club or golf buddies.

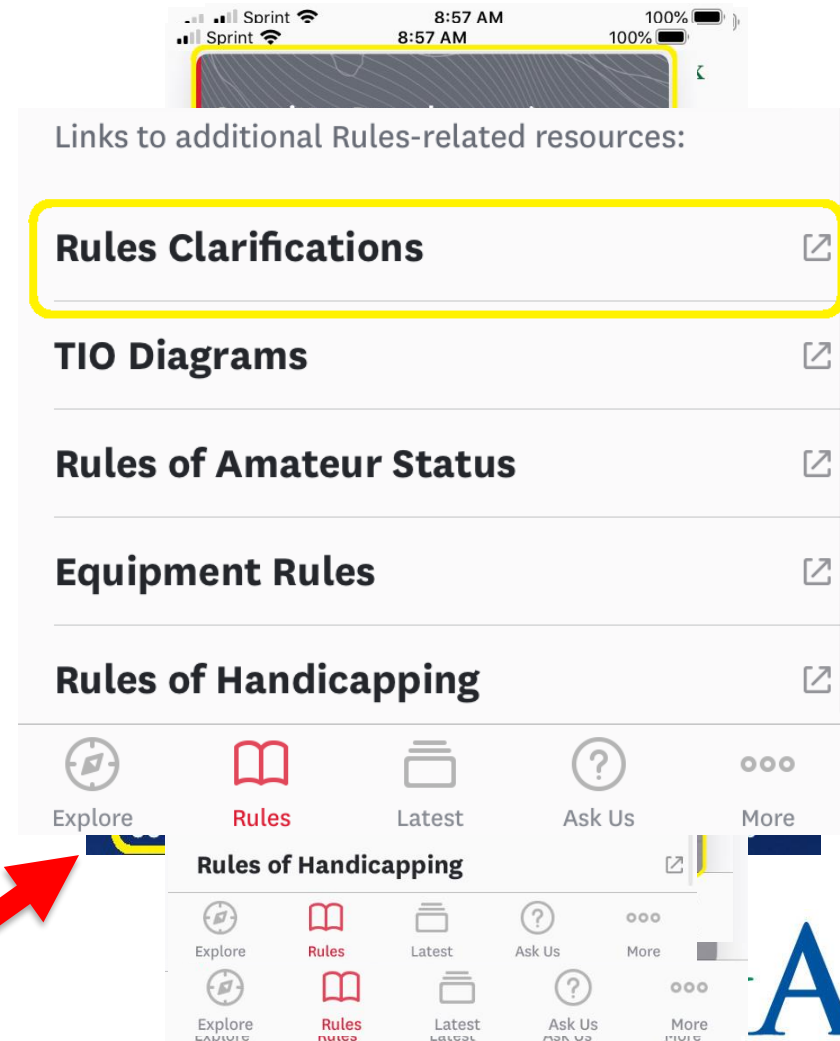


USGA Rules of Golf Mobile App

The USGA Rules of Golf Mobile App can be accessed anywhere, anytime...

...and it houses all major Rules Publications:

1. Rules of Golf (Full Version)
2. Player's Edition
3. Official's Guide (Interpretations & Committee Procedures)
4. Clarifications



Clarifications



CHAMPIONSHIPS VIDEO PLAYING ADVANCING CELEBRATING GIVING TICKETS SHOP



Clarifications of the 2019 Rules of Golf

Updated January 6, 2020

Clarifications will normally be updated on a quarterly basis in January, April, July and October. The next quarterly update will be in early April 2020.

[Click here to view/download this document as a PDF](#)

[Rule 1](#) | [Rule 4](#) | [Rule 5](#) | [Rule 10](#) | [Rule 11](#) | [Rule 13](#) | [Rule 14](#) | [Rule 15](#)

[Rule 16](#) | [Rule 17](#) | [Rule 24](#) | [Definitions](#) | [Committee Procedures](#)

As the Rules of Golf evolve, the USGA and the R&A release quarterly updates to **provide clarity** in the Rules, based on golfers' experience and feedback...



Clarifications

- Updated quarterly by the USGA (January, April, July, October)
- Available through the **mobile app**, not available in print books
- Some examples of Clarifications topics:
 - Caddie Alignment
 - Green Reading Materials
 - Backstopping

Lost Ball?

Relief Area?

Q & A

Online Resources?

Search Time?

Ball Moved During
Search?

Rules of Golf?

15 Rules Every Golfer Should Know

- Available at USGA.org along with several other resources
- These most common Rulings can help average players as well as tournament players navigate the situations they will typically see on the course.

15 RULES EVERY GOLFER SHOULD KNOW

The USGA and The R&A Rules of Golf, effective January 1, 2019.

BALL MOVED

- 1 Ball Moved During Search**
- If you move any player's ball (even your own) while searching for it, there is **no penalty, just replace the ball.**



- 2 Ball Moved on Putting Green**
- If you accidentally move any player's ball (even your own) on the putting green, there is **no penalty, just replace the ball.**
 - Once you have lifted and replaced your ball on the putting green, **your ball owns that spot.** If it then moves, you will always replace your ball no matter what caused the movement, including wind or gravity.



PUTTING GREEN

- 3 Repairing Damage**
- You can repair **almost any damage** on the putting green, including:
 - Spike marks
 - Animal damage
 - Any damage from a person or a ball



- 4 Touching Line of Play**
- You are **allowed to touch your line of play** for any reason (including on the putting green).



- 5 Flagstick**
- If your ball hits an unattended flagstick in the hole, there is **no penalty.**



BUNKERS AND PENALTY AREAS

- 6 Relaxed Restrictions in Bunkers**
- You can touch or move loose impediments in a bunker, but be careful you don't move your ball when doing so or you'll get one penalty stroke.
 - You **cannot touch the sand** with your club next to your ball, or during the backswing for your stroke.
 - You also **cannot touch the sand** anywhere to test its condition or when making a practice swing.



- 7 Actions Allowed in Penalty Areas**
- You are **allowed to:**
 - Ground your club
 - Take practice swings
 - Take penalty area relief
 - Touch water
 - Remove loose impediments

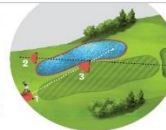


TAKING RELIEF

- 8 Dropping and Measuring Relief Area**
- Drop your ball from knee height so that it lands in and comes to rest in the relief area.
 - Your relief area is **either one or two club-lengths**, measured from the reference point (based on the Rule you are taking relief under).
 - Measure club-lengths using the **longest club in your bag** other than your putter.



- 9 Penalty Area Relief**
- For one penalty stroke, you have **two relief options** from a yellow penalty area and **three relief options** from a red penalty area.
 - Stroke-and-Distance (red or yellow)**
Play from the relief area based on where your previous stroke was made.
 - Back-On-the-Line (red or yellow)**
Drop a ball within one club-length to either side of a straight line from the hole through the point where your ball last crossed the edge of the penalty area, going back as far as you'd like.
 - Lateral Relief (red only)**
Drop a ball within a two club-length relief area measured from where your ball last crossed the edge of the penalty area, and no closer to the hole than that point.



- 10 Changing Balls Allowed When Taking Relief**
- You can use your **original ball or another ball** when taking either free relief or penalty relief.



PLAYING A BALL

- 11 Accidental Deflections**
- There is **no penalty** if your ball in motion is accidentally deflected, including by:
 - You
 - Your equipment
 - Your partner
 - Your caddie
 - A double hit
 - Generally, your ball will be played from **where it comes to rest.**



- 12 Search Time**
- You have **three minutes** to find your ball before it is lost.



- 13 Help with Alignment**
- Your caddie or partner is **not allowed** to stand on or close to a line behind your ball while you are taking your stance and until your stroke is made.
 - If you begin taking your stance with your caddie or partner behind your ball, you can back away and **start over** without penalty.



EQUIPMENT

- 14 Club Damage**
- You **cannot replace any club** that you damage during the round.
 - Check to see if **Model Local Rule G-9 is in effect**, which would allow you to replace a broken or significantly damaged club.



- 15 Yardage Books**
- There are **limits on the size and scale** of green-reading materials that you are allowed to use.
 - This **applies to all materials**, including yardage books, but only when you use them to read the green when you're playing from it, or when using a putter from anywhere else.
 - If you have questions, you should ask the **Committee** prior to your round.



Order your copy of the **Player's Edition of the Rules of Golf** usgagolf.com

The USGA Rules of Golf App
Available for **FREE** on iOS and Android devices

Search Time

- You have **three minutes** to find your ball before it is lost.



Rule 18.2a - Ball Lost



- A player's ball is **lost** if not found in three minutes after you or your caddie begin to search for it. If a ball is found that time but it is uncertain whether it is your ball:
 - The player must promptly attempt to identify the ball and are allowed a reasonable time to do so, even if that happens after the three-minute search time has ended.
 - This includes a reasonable time to get to the ball if the player is not where the ball is found.

Rule 18.2a - Ball Lost Question



A Committee Member is assisting a player and caddie in searching for a ball in high fescue. After looking for the ball in play for 2 minutes and 45 seconds, the Committee Member finds a ball, but is unsure if it is the player's ball.

The player and his caddie were searching 100 yards away from the spot and begin walking back to identify the ball. 30 seconds later, the player arrives to the ball, marks and lifts the ball to identify it. He then states that the ball is not his ball in play.

Does the player and caddie have any more time to search for his ball in play or is his ball now lost?

No, the time that the player took to identify the mistaken ball is included in search time. The search has now exceeded 3 minutes and his ball is lost.

Ball Moved During Search

- If you move any player's ball (even your own) while searching for it, there is **no penalty, just replace the ball.**



Rule 7.4 - Ball Moved During Search

- There is no penalty if the player's ball is accidentally moved by the player, opponent or anyone else while trying to find or identify it.
 - If this happens, the ball must be replaced on its original spot (which is not known must be estimate) (See Rule 14.2)
 - If the ball was on, under or against any immovable obstruction, integral object, boundary object or growing or attached natural object, the ball must be replaced on its original spot on, under or against such object (see Rule 14.2c).
 - If the ball was covered by sand, the original lie must be re-created, and the ball must be replaced in that lie. But the player may leave a small part of the ball visible when doing so.



Dropping and Measuring Relief Area

- **Drop** your ball **from knee height** so that it lands in and comes to rest in the relief area.
- Your relief area is **either one or two club-lengths**, measured from the reference point (based on the Rule you are taking relief under).
- Measure club-lengths using **the longest club in your bag** other than your putter.



Rule 14.3b - Ball Must Be Dropped in Right Way




- The player must drop a ball in the right way, which means all three of these things:
 - The player must drop the ball. Neither the player's caddie nor anyone else may do so.
 - Ball Must be Dropped Straight Down from Knee Height Without Touching Player or Equipment.
 - The ball must fall straight down, without the player throwing, spinning or rolling it or using any other motion that might affect where the ball will come to rest, and
 - Does not touch any part of the player's body or equipment before it hits the ground.

**** "Knee Height" means the height of the player's knee when in a standing position.****

Definition: Relief Area

- The area where a player must drop a ball when taking relief under a Rule. Each relief Rule requires the player use a specific relief area whose size and location are based on these three factors:
 - 1) Reference Point
 - 2) Size of the Relief Area
Measured from Reference Point
 - 3) Limits on Location of Relief Area



Measure club-lengths using the longest club in your bag other than your putter

Definition: Relief Area (Cont.)

1) Reference Point

- The point from which the size of relief area is measured.

2) Size of the Relief Area Measured from Reference Point

- The relief area is either one or two club-lengths from the reference point.

3) Limits on Location of Relief Area

- It is only in certain defined areas of the course, such as only in the general area, or not in a bunker or a penalty area.
- It is not nearer the hole than your reference point or must be outside a penalty area or a bunker from which you are taking relief.
- It is where there is no interference from the condition from which you are taking relief.



Changing Balls Allowed When Taking Relief

- You can use **your original ball** or **another ball** when taking either free relief or penalty relief.



Rule 14.3a - Another Ball May Be Used



- The player may use the original ball or another ball.
- This means that a player may use any ball each time he or she drops or places a ball under this rule.

Lost Ball?

Relief Area?

Q & A

Online Resources?

Search Time?

Ball Moved During
Search?

Rules of Golf?

2020 Rules & Procedures Exam Review

Question #1

All of the following are *abnormal course conditions* except:

- a. A hole in the fairway dug by a family of deer.
- b. A candy bar wrapper lying in a penalty area.
- c. A pile of leaves and grass that has been piled for removal by the maintenance staff.

Definition: Abnormal Course Condition

Question #5

On the par 3 third *hole* at Nassau Country Club, a player hits her tee shot into the greenside *bunker* that is bordered by a yellow *penalty area*. She finds that her ball is **resting on the yellow line** of the *penalty area*, but is also touching sand in the *bunker*. The player **grounds her club on the yellow line**, lightly touching the sand behind the ball, and plays it onto the *putting green*. She takes one putt to finish the *hole*. What is the player's score?

a. 3

Rule 2.2c

b. 4

c. 5

Question #10

While searching for a ball in the thick rough, a player finds a ball, but is unable to identify it. He informs the players in his group that he is going to try to identify the ball. **Without marking it**, he lifts the ball and sees that it is his and *replaces* it on the original spot. While he is taking a practice swing a few feet away from the ball, **a wind gust** moves the ball slightly. He *replaces* the ball once again on the original spot and plays it onto the *green*. How many penalty *strokes* has the player incurred?

a. One penalty stroke

b. Two penalty strokes

c. Three penalty strokes

Rule 7.3, Rule 14.7a

Question #15

A player's tee shot comes to rest directly behind an electrical box (an *immovable obstruction*) about 25 yards off the fairway. The player's lie, *stance*, and area of intended swing **are not interfered with**, however, his *line of play* is obstructed by the artificial box. The player calls an MGA Official over for guidance. The Official informs the player that:

- a. He is entitled to free relief for his *line of play* and may measure a one *club-length relief area* from the *nearest point of complete relief* on either side of the electrical box.
- b. He is entitled to free relief for his *line of play* and may measure a two *club-length relief area* from where his ball lies, no closer to the *hole*, and *drop within that relief area*.
- c. He is not entitled to free relief for his *line of play*, but may utilize Rule 19 (Unplayable Ball) for one penalty *stroke*.

Rule 16.1a

Question #20

A player may **always** substitute a ball whenever he is required to *drop* a ball under the Rules.

a. True

Rule 14.3a

b. False

Lost Ball?

Relief Area?

Q & A

Online Resources?

Search Time?

Ball Moved During
Search?

Rules of Golf?

Take Home Questions

After a tee shot on a Par 3, a player is taking relief from a cart path and chooses to substitute a new ball, leaves the original ball on the path, and correctly follows the relief procedure. As the player is making his stroke, a car alarm goes off just behind him and causes the player to accidentally hit a ground ball shot. His shot strikes the ball that the player had left on the cart path, rolls onto the green, and into the hole. The player then proceeds to tee off from the next teeing area. What is the player's score for the hole?

- A) 2
- B) 3
- C) 4
- D) DQ

Take Home Questions

A player hits his tee shot into the right rough where there is a creek that flows from within the course boundary to out of bounds. When the player reaches his ball in the general area, his normal stance is interfered with by a red penalty area stake and a white boundary stake placed next to each other. The player removes both stakes, plays his next stroke onto the green, and replaces the two stakes into their original position. What penalty does the player incur?

- A) No Penalty Strokes
- B) 2 Strokes for removal of both the red and white stakes
- C) 2 Strokes for removal for only the white stake
- D) 4 Strokes for removal of both the red and white stakes