

2020 Rules of Golf Webinar

~Second Edition~

Sean Murphy

Manager, Championship Operations

Nick Roden

Championship Coordinator



Rules of Golf Webinars

1. Digital Learning and Online Resources
2. Rules Every Golfer (and Official) Should Know
3. R&P Exam Review
4. MGA Rules Quiz & Take Home Questions



Take Home Questions - Answers

After a tee shot on a Par 3, a player is taking relief from a cart path and chooses to substitute a new ball, leaves the original ball on the path, and correctly follows the relief procedure. As the player is making his stroke, a car alarm goes off just behind him and causes the player to accidentally hit a ground ball shot. His shot strikes the ball that the player had left on the cart path, rolls onto the green, and into the hole. The player then proceeds to tee off from the next teeing area. What is the player's score for the hole?

- A) 2
- B) 3
- C) 4
- D) DQ

Take Home Questions - Answers

A player hits his tee shot into the right rough where there is a creek that flows from within the course boundary to out of bounds. When the player reaches his ball in the general area, his normal stance is interfered with by a red penalty area stake and a white boundary stake placed next to each other. The player removes both stakes, plays his next stroke onto the green, and replaces the two stakes into their original position. What penalty does the player incur?

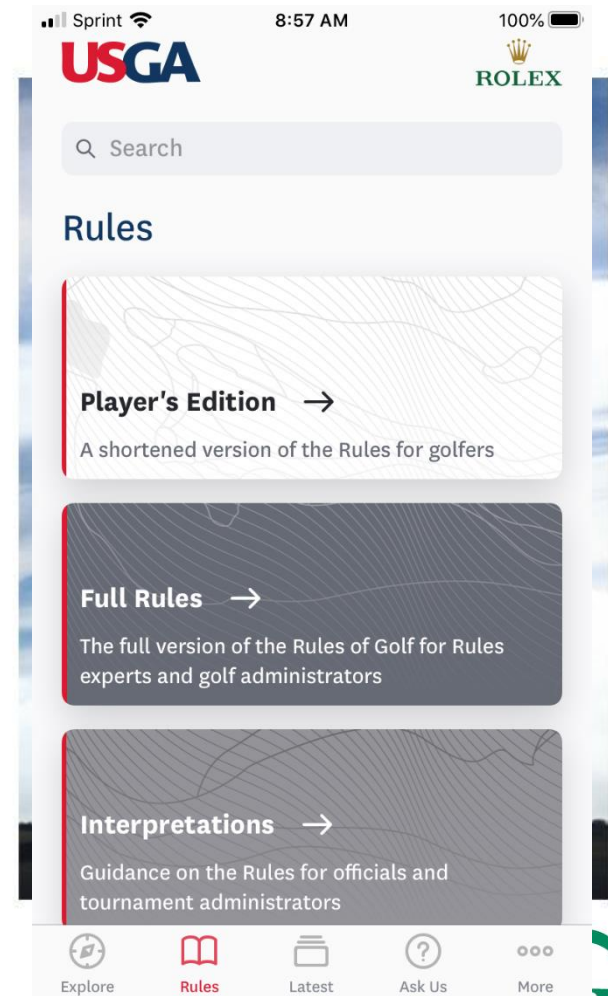
- A) No Penalty Strokes
- B) 2 Strokes for removal of both the red and white stakes
- C) 2 Strokes for removal for only the white stake
- D) 4 Strokes for removal of both the red and white stakes

Digital Learning

Like the rest of the world, the Rules of Golf are evolving more rapidly than ever...

The Rules of Golf Book itself is no longer the best resource to learn the Rules...

The best resources are now online!



USGA Online Resources



CHAMPIONSHIPS VIDEO PLAYING ADVANCING CELEBRATING GIVING TICKETS SHOP



Explore the Rules



The Rules of Golf

Explore the Player's Edition, Full Rules, and Official Guide.



Major Rules Changes

Explore the major changes introduced in the 2019 Rules.



Rules Publications

Order the Player's Edition, Full Rules and/or the Official Guide.



Rules Clarifications

View a list of clarifications of the 2019 Rules of Golf.



Modified Rules

Learn more about how the Rules apply to players with disabilities.

USGA.org provides numerous ways to **explore** the Rules of Golf...

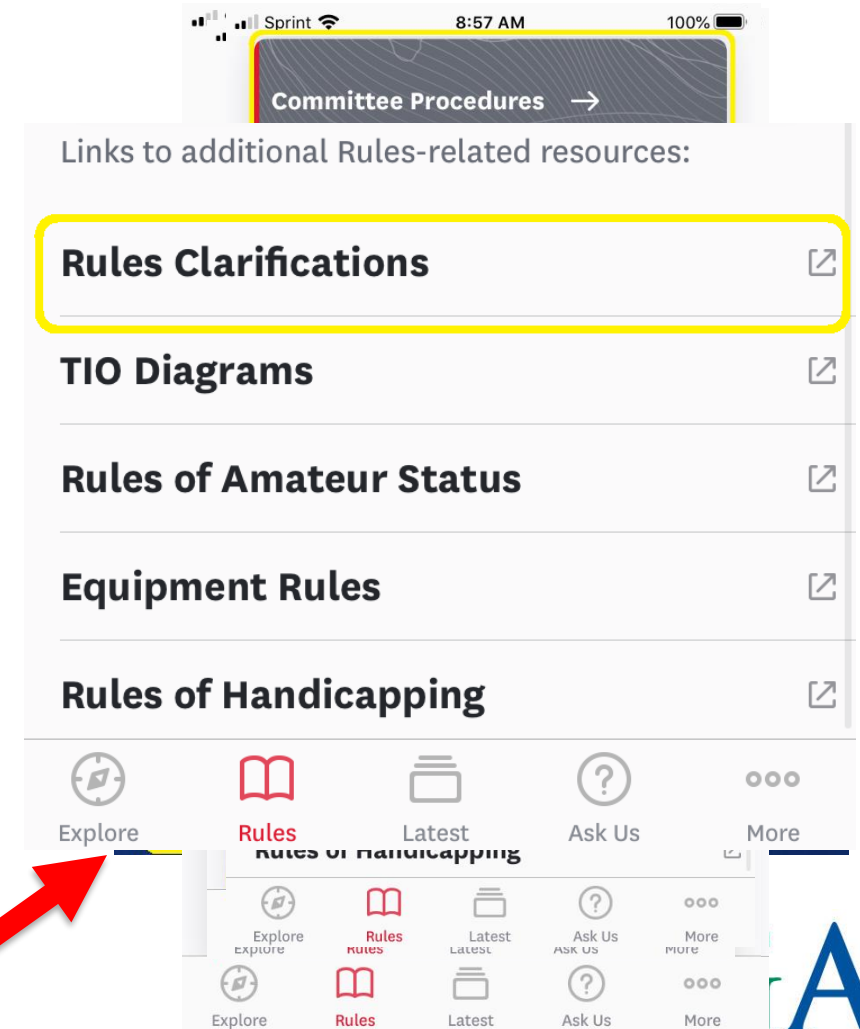


USGA Rules of Golf Mobile App

The USGA Rules of Golf Mobile App can be accessed anywhere, anytime...

...and it houses all major Rules Publications:

1. Rules of Golf (Full Version)
2. Player's Edition
3. Official's Guide (Interpretations & Committee Procedures)
4. Clarifications



Clarifications

- Updated quarterly by the USGA (January, April, July, October)
- Available through the **mobile app**, not available in print books
- Some examples of Clarifications topics:
 - Caddie Alignment
 - Green Reading Materials
 - Backstopping

15 RULES EVERY GOLFER SHOULD KNOW

The USGA and The R&A Rules of Golf, effective January 1, 2019.

15 Rules Every Golfer Should Know

- Available at USGA.org along with several other resources
- These most common Rulings can help average players as well as tournament players navigate the situations they will typically see on the course.

BALL MOVED

- 1 Ball Moved During Search**
- If you move any player's ball (even your own) while searching for it, there is **no penalty, just replace the ball.**



- 2 Ball Moved on Putting Green**
- If you accidentally move any player's ball (even your own) on the putting green, there is **no penalty, just replace the ball.**
 - Once you have lifted and replaced your ball on the putting green, **your ball owns that spot.** If it then moves, you will always replace your ball no matter what caused the movement, including wind or gravity.

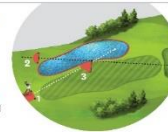


TAKING RELIEF

- 8 Dropping and Measuring Relief Area**
- Drop your ball from knee height so that it lands in and comes to rest in the relief area.
 - Your relief area is **either one or two club-lengths**, measured from the reference point (based on the Rule you are taking relief under).
 - Measure club-lengths using the **longest club in your bag** other than your putter.



- 9 Penalty Area Relief**
- For one penalty stroke, you have **two relief options** from a yellow penalty area and **three relief options** from a red penalty area.



- 10 Changing Balls Allowed When Taking Relief**
- You can use your **original ball or another ball** when taking either free relief or penalty relief.



PUTTING GREEN


- 3 Repairing Damage**
- You can repair **almost any damage** on the putting green, including:
 - Spike marks
 - Animal damage
 - Any damage from a person or a ball



- 4 Touching Line of Play**
- You are **allowed to touch your line of play** for any reason (including on the putting green).



- 5 Flagstick**
- If your ball hits an **unattended flagstick** in the hole, there is **no penalty.**



PLAYING A BALL

- 11 Accidental Deflections**
- There is **no penalty** if your ball in motion is accidentally deflected, including by:
 - You
 - Your equipment
 - Your partner
 - Your caddie
 - A double hit
 - Generally, your ball will be played from **where it comes to rest.**



- 12 Search Time**
- You have **three minutes** to find your ball before it is lost.



- 13 Help with Alignment**
- Your caddie or partner is **not allowed** to stand on or close to a line behind your ball while you are taking your stance and until your stroke is made.
 - If you begin taking your stance with your caddie or partner behind your ball, you can back away and **start over** without penalty.



BUNKERS AND PENALTY AREAS

- 6 Relaxed Restrictions in Bunkers**
- You can touch or move loose impediments in a bunker, but be careful you don't move your ball when doing so or you'll get one penalty stroke.
 - You **cannot touch the sand** with your club next to your ball, or during the backswing for your stroke.
 - You also **cannot touch the sand** anywhere to test its condition or when making a practice swing.



- 7 Actions Allowed in Penalty Areas**
- You are **allowed to:**
 - Ground your club
 - Take practice swings
 - Take penalty area relief
 - Touch water
 - Remove loose impediments



EQUIPMENT

- 14 Club Damage**
- You **cannot replace** any club that you damage during the round.
 - Check to see if **Model Local Rule G-9 is in effect**, which would allow you to replace a broken or significantly damaged club.



- 15 Yardage Books**
- There are **limits on the size and scale** of green-reading materials that you are allowed to use.
 - This **applies to all materials**, including yardage books, but only when you use them to read the green when you're playing from it, or when using a putter from anywhere else.
 - If you have questions, you should ask the **Committee** prior to your round.



The USGA Rules of Golf App
Available for FREE on iOS and Android devices

Order your copy of the Player's Edition of the Rules of Golf
usgagolf.com/publications.com



For more information on the Rules of Golf, please visit usga.org/rules.

USGA

© 2019 United States Golf Association. All rights reserved.

PUTTING GREEN

Repairing Damage

- **You can repair almost any damage** on the putting green, including:

- Spike marks
- Animal damage
- Any damage from a person or a ball



Rule 13.1c - Actions Allowed on Putting Green



- **13.1c(2) - Repair of Damage**
 - A Player may repair damage on the putting green without penalty by taking reasonable actions to restore the putting green as nearly as possible to its original condition.
- **"Damage on Putting Green" includes:**
 - Ball Marks, shoe damage (spike marks) and scrapes or indentations caused by equipment or a flagstick.
 - Old hole plugs, turf plugs, seems of cut turf and scrapes or indentations from maintenance tools or vehicles.
 - Animal tracks or hoof indentations.
 - Embedded objects (such as stones, acorns or tees).

Rule 13.1c - Actions Allowed on Putting Green (cont.)



- **"Damage on Putting Green" DOES NOT include:**
 - Normal practices for maintaining the overall condition of the putting green (such as aeration holes and grooves from vertical mowing)
 - Irrigation or rain or other natural forces
 - Natural surface imperfections (such as weeds or areas of bare, diseased or uneven growth)
 - Natural wear of the hole

Rule 13.2 - The Flagstick

Flagstick

- If your ball hits an unattended flagstick in the hole, there is **no penalty**.



Rule 13.2 - The Flagstick

Highlights of Rule 13.2 - The Flagstick

a. Leaving Flagstick in Hole

- 1) Player May Leave Flagstick in Hole
- 2) No Penalty if Ball Hits Flagstick
- 3) Limitation on Player(s) Moving or Removing Flagstick While Ball is in Motion
 - When player has decided to leave flagstick in hole

b. Removing Flagstick in Hole

- 1) Player May Have Flagstick Removed from Hole
- 2) What to do if Ball Hits Flagstick or Person Attending Flagstick



Rule 10.2b - Pointing Out Line of Play

Touching Line of Play

- You are **allowed to touch your line of play** for any reason (including on the putting green).



Rule 10.2b - Pointing Out Line of Play



1) Anywhere Except on Putting Green

- Having his or her caddy or any other person stand on or close to the player's line of play to show where it is, but that person must move away before the stroke.
- Have an object (bag or towel) set down on the course to show the line of play, but the object must be removed before the stroke.

2) Ball on Putting Green

- The player or caddy may touch the putting green with a hand, foot or anything he or she is holding, but must not improve the conditions affecting the stroke in breach of Rule 8.1a
- The player or caddy must not set an object down anywhere on or off the putting green to show the line of play. This is not allowed even if that object is removed before the stroke

Ball Moved on Putting Green

- If you accidentally move any player's ball (even your own) on the putting green, there is **no penalty, just replace the ball.**
- Once you have lifted and replaced your ball on the putting green, **your ball owns that spot.** If it then moves, you will always replace your ball no matter what caused the movement, including wind or gravity.



Ball Moved on Putting Green



- Rule 9.3 (Exception)
 - Ball on putting green must be replaced if it moves after the player had already lifted and replaced the ball on the spot from which it moved
 - The ball must be replaced on its original spot
 - This is true no matter what caused the ball to move (including natural forces)
- Rule 9.4 (Exception 3)
 - There is no penalty when the player accidentally causes the ball to move on the putting green (see Rule 13.1d), no matter how that happens

Rules of Golf Webinar Series

Second Edition



Repairing Damage on Putting Green

- Includes: Spike Marks, Animal Damage, Damage from Person or Ball
- DOES NOT INCLUDE: Aeration Holes, Natural Imperfections, etc.

The Flagstick

- May be left in the hole or removed
- Cannot change that decision once ball is in motion
- No penalty if ball strikes flagstick

Touching Line of Play

- OFF THE GREEN: Player or caddie may point at or set object down to identify line of play.
- ON THE GREEN: May point at line of play, but MUST NOT set an object down
- BOTH: Remove help before stroke

Ball Moved on Putting Green

- Once Marked, that is the spot of the ball for next stroke, regardless of circumstances
- No penalty for accidental movements by player

Lost Ball?

Relief Area?

Q & A

Online Resources?

Search Time?

Ball Moved During
Search?

Rules of Golf?

2020 Rules & Procedures Exam Review

R&P Exam Question #3

During the final day of the Ike, there are occasional rain showers. A player has a *caddie* carrying his bag which includes his umbrella and rain gear. The player gives the umbrella and rain gear to his mother, a **spectator**, to carry. Is the player subject to penalty for having more than one *caddie*?

a. Yes

b. No

Rule 10.3a

R&P Exam Question #4

All of the following would be considered damage on the *putting green* **except**:

- a. Animal tracks and hoof indentations
- b. An *embedded* acorn
- c. A scrape made by the player after removing the *flagstick*
- d. Maintenance practices such as aeration holes and vertical mowing.

Rule 13.1c(2)

R&P Exam Question #9

During an Ike Qualifier, a player hits his approach shot onto the *putting green* and then goes into the halfway house to use the restroom. The player's *caddie* and fellow players reach the *putting green*. **Unbeknownst to the player** in the restroom, **his *caddie* marks, cleans, and *replaces*** his ball on the *putting green*. As the player reaches the *green*, another player in the group questions the *caddie's* actions. The group calls over a nearby MGA Official who informs the players that:

- a. No penalty applies
- b. One-Stroke Penalty will be applied to the player.
- c. Two-Stroke Penalty will be applied to the player.

Rule 10.3b(1)

R&P Exam Question #11

A player notices her ball is *embedded* in grass that is just above the lip of a fairway *bunker*. There is only about 10 inches of grass behind her ball before it falls off into the *bunker*. She determines her *reference point* **directly behind** where the ball had *embedded* and *drops* a substituted ball. It lands in the *relief area* and rolls into the *bunker*. She *drops* **another substituted ball** and it again rolls into the *bunker*. She then attempts to place the ball where it struck the *course* on the **second drop and then tries to place again**. The ball will not come to rest so she attempts to place it an inch to the right, no closer to the *hole*. She **repeats this process** until the ball comes to rest nearly 3 yards away from where the ball was *embedded*. Has the player proceeded correctly?

a. Yes

b. No

Interpretation 14.3c(2)/1

R&P Exam Question #19

Which of the following statements is true?

Interpretation 15.1a/3

- a. Before *dropping* a ball in a *relief area*, a player may remove *loose impediments* and *movable obstructions*.
- b. Before *dropping* a ball in a *relief area*, a player may repair divot holes and pull weeds.
- c. Before *dropping* a ball in a *relief area* in the *general area*, a player may sweep away sand and loose soil.

Lost Ball?

Relief Area?

Q & A

Online Resources?

Search Time?

Ball Moved During
Search?

Rules of Golf?

Take Home Questions

Take Home Question

On the Par 4, 18th hole of Meadow Brook Club, a player is faced with a hard-breaking 10 foot putt to save par. While reading the *green* the player places a half full water bottle down just behind the *hole* in order to help visualize the slope near the *hole*. The player's *caddie* removes the water bottle before the *stroke* is made. The player *holes* the putt, what is the player's score for the hole?

- a. 4
- b. 5
- c. 6

Take Home Question

In *stroke play*, a player hits their tee shot into a heavily wooded area right of the fairway. Without announcing anything to her fellow competitors, the player retees and plays a new ball from the *teeing area* intending for it to be a *provisional ball*. Upon finding her original ball within three minutes, a fellow competitor raises concern that the player did not announce that she was playing a *provisional* on the tee, an MGA official is called over. The player should be informed that:

- a. Her original ball is in the ball in play and she may play on with it.
- b. Her original ball is in play but she may proceed under Rule 19 (Unplayable Ball) and play the second ball instead.
- c. Her second ball is the ball in play since she didn't announce that she was playing a *provisional ball*.

Rules Quiz Question #4

A player's first stroke on a par 3 hole hits a tree and comes backward to rest in the teeing area. The player addresses the ball and causes it to move. He doesn't replace the ball and hits it onto the green. He then notices that he played from outside the teeing area on his initial stroke. He tees another ball within the teeing area and hits this ball onto the green and 2 putts. He picks up the first ball. What is the player's score for the hole?

- a. 5
- b. 6
- c. 7
- d. 8

Rules Quiz Question #12

On a par 4, a player misses the fairway with his tee shot and his ball comes to rest behind a dune. A spectator is standing on top of the dune and has offered to let the player know when the green is clear. The player and his caddie analyze the shot and use the spectator as an alignment. Standing directly behind the player, the caddie lines up the player with the spectator and confirms his line of play as the player addresses the ball and rehearses the shot. The spectator waves to the player indicating that the green is clear, but before he can move out of the way, the player shouts to the spectator to stay in position because the spectator is on the player's line of play. The player takes a step behind the ball where the caddie previously was to line himself up one more time. The spectator stays in place and the player plays directly over the spectator's head. The ball lands on the green. The player takes two putts. What is his score for the hole?

- a. 4
- b. 6
- c. 8
- d. 10

Rules Quiz Question #17

In a stroke play competition with Local Rule G-4 (One Ball Rule) in effect, it is getting late in the day and it is becoming more difficult to see the golf ball. A player's tee shot embeds in the fairway. As she is taking relief, her caddie advises her to use an orange ball that is the same brand and model as the white ball she has been playing. She places the orange ball next to the spot where her drive embedded, making sure not to repair the pitch mark. She hits her next shot short of the bunker in front of the green and then chunks her next shot into the bunker. Since she is not a good bunker player, her caddie advises her to take unplayable ball relief and play from outside the bunker. She does so properly, noticing that her reference point happens to be on the spot where she hit her previous shot, and pitches onto the green. How many penalty strokes has she incurred?

- a. 4
- b. 5
- c. 6
- d. 7

Thank You

Tuesday, April 21st at 1:00 p.m.
Registration link will be emailed immediately

Tournament Officials Webinar
April 23rd at 1:00 p.m.
Registration link included in email as well ([REGISTER HERE](#))

Rules Links

[USGA Rules Resources](#)

[MGA Rules & Procedures Exam](#)

[MGA Rules Quiz](#)

Questions

Email MGA Staff

Chris Gaffney – cgaffney@mgagolf.org

Sean Murphy – smurphy@mgagolf.org

Nick Roden – nroden@mgagolf.org